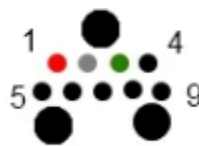




- Row 1 the USB stuff
- pin 1 red - VDC in 3.3 volts
 - pin 2 white - USB D-
 - pin 3 green - USB D+
 - pin 4 black - Ground

- Row 2 the Arduino stuff
- Pin 5- to arduino pin 2
 - Pin 6- to arduino pin 3
 - Pin 7- to arduino pin 4

this is directly under the large silver square



the big blobs of solder are the connector shielding



From:
<https://kornequipped.com/mywiki/> - **KornEquipped**

Permanent link:
https://kornequipped.com/mywiki/doku.php?id=xbox_360_rf_module_pinout

Last update: **2026/01/31 18:58**

